



- **Compact DIN module for 4 blind drives with up to 240 VAC / 3 A switching capacity.**
- **Low standby energy consumption**
- **Direct control of the blinds function via potential free up and down buttons.**
- **Simply controlled by Casambi**

The 4 blinds module LIGA.AIR.4.STO.240 is connected directly to 240VAC and the electric drives with limit switches for blinds and the like and controlled with the Casambi App.

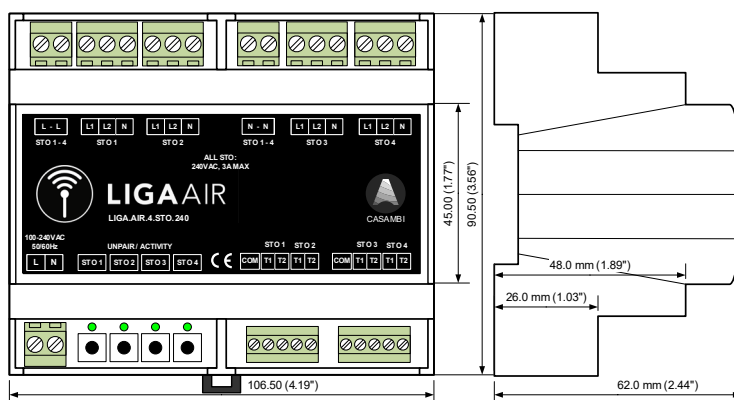
Per blind the module has 2 inputs for isolated push buttons (dry contact, wall mount) for the direct control of the device's functionality.

For easier installation, the green UNPAIR / ACTIVITY LEDs indicate the operating states of STO1-4 as follows:

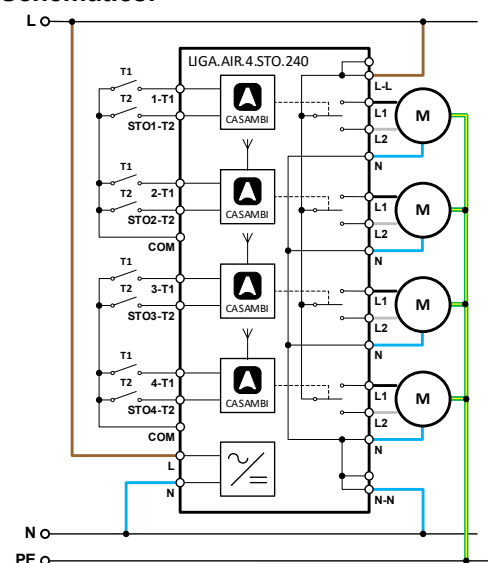
- Lit continuously: Drive de-energized or idle,
- Flashes 1 time: Drive switched to L1
- Flashes 2 times: Drive switched to L2

The module is built into an ABS DIN housing for mounting on top hat rails according to EN50022. This in the color RAL7035 and the width D6 with the dimensions 106.5 x 90.5 x 62mm.

Dimensional drawing:



Schematics:



Installation only by a professional electrician according to the local regulations!

**Technical specifications:**

Dimension (T x B x H)	106.5 x 90.5 x 62mm
Weight	330g
Color	DIN rail enclosure, light gray (RAL7035)
Mounting	On top of DIN rails according to EN50022
Environmental conditions	Operation: Temperature -20 ... 50°C, humidity < 85%rH Stock: Temperature -25 ... 65°C, humidity < 95%rH
Protection type / class	IP44, EN-60529 / Appliance Class II
Connections	Power supply 240VAC for module (L, N), and drives (L-L), (N-N): Screw terminal: 2.5mm ² max. (AWG14) Drives (STO1-STO4): Screw terminal: 2.5mm ² max. (AWG14) Pushbutton inputs (STO1-2, T1, T2), (STO3-4, T1, T2): Plug-in screw terminal: 1.5mm ² max. (AWG16)
Supply / consumption	Module: 100-240VAC (50-60Hz) / 10W, drives: 240VAC / max. 3A (note inrush current of load)
Displays	4 LEDs green, UNPAIR / ACTIVITY: Operation CASAMBI: Displays "CASAMBI ready" after pressing the corresponding UNPAIR key Operation STO1-STO4: Lights up continuously when drive is at rest, flashes 1 time when drive is switched to L1, flashes twice when actuator is switched to L2.
Control elements	4 push buttons [UNPAIR STO1 - STO4]: Used to log off the module from the CASAMBI network.
Standards	Low Voltage Directive (LVD) 2014/35/EU, EN 60669-2-1 Electromagnetic compatibility (EMC) 2014/30/EU
CASAMBI Modul Standards	Bluetooth 4.0 Wireless Control
Switching times	Configurable with the Casambi application (App Store, Google Play)
Applications	Switching and Dimming on of loads e.g. lamps etc.
Scope of delivery	1 Pcs. 4 blinds module

Description

(T1 or T2 correspond to UP or DOWN on the Casambi APP and are connected in parallel, i.e. T1 = UP and T2 = DOWN)

Operation / Action	Function
Press T1 or T2 for less than 3 seconds	Push: Drive moves in selected direction for as long as T1 or T2 remains pressed.
Pressing T1 or T2 for more than 3 seconds	Hold: The drive moves in selected direction for as long as maximum drive time, even if T1 or T2 has been released.
While the drive is moving, short press T1 or T2	Stop: Drive stops.
Casambi APP switch on MAX_UP or MAX_DOWN	Hold: The drive moves in selected direction for as long as maximum drive time. While driving, the drive can be stopped at any time with any button.
Casambi APP switch off MAX_UP or MAX_DOWN	Stop: Drive stops.

Compatible devices:

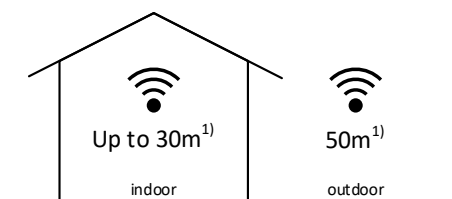
iPhone 4S or later

iPad 3 or later

iPod Touch 5th gen or later.

Android 4.4 KitKat or later devices

produced after 2013 with full BT 4.0 support.

Range:

Casambi uses mesh network technology so each CBU-ASD acts also as a repeater.

Longer ranges can be achieved by using multiple Casambi units.

Range is highly dependent on the surrounding and obstacles, such as walls and building materials.

