




Installation:

- 1) Unlink module
- 2) "Choose Profile"


Profiled to 1-4 dimmer


- 1 x 10A 220W (max. 10A) bei 12V 110W
- 2 x 8A 400W (max. 16A) bei 12V 200W
- 3 x 5.3A 400W (max. 16A) bei 12V 200W
- 4 x 4A 400W (max. 16A) bei 12V 200W

Casambi APP 

PWM.4.1K


Dimmer




Casambi APP 


PWM.4.2K

Dimmer




Temperature




Casambi APP 


PWM.4.2S

Dimmer





Dimmer




Casambi APP 

PWM.4.3K


On / Off


Casambi APP 


PWM.4.3S

On / Off





Color




Casambi APP 

PWM.4.4K


On / Off


Casambi APP 

PWM.4.4S

On / Off



Color



Wiring Diagram: LIGA air module (profiled) LIGA.AIR.PWM.4+
 Luminaire Model: ... V1.1 / 22.04.2024
 Control: 4 channel PWM switch dimmer max. 16A long range