

ATTENTION: Evolution software required

71 x 37 x 22mm

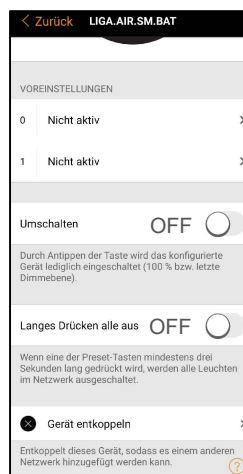
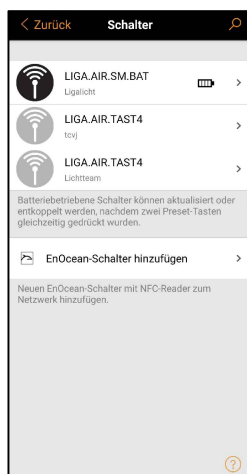
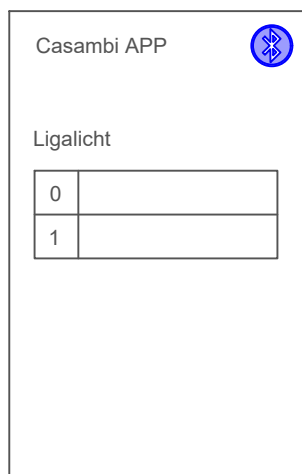


Commissioning:

- Insert battery
- Hold magnet to sensor V
- Under devices in the vicinity (possibly make update).
- Control LED:
 - short green means: magnet at magnet switch
 - short red means: magnet not at magnet switch
- The state is 100% defined by the two key commands.
- The two pushbutton commands can now trigger scenes such as an X-Press pushbutton.

Decouple the device:

Under Switch --> Decouple device --> now press indicator key.



Wiring Diagram: LIGA air module
Luminaire Model: ...
Control: Magnetic Switch

LIGA.AIR.SM.BAT
V1.2 / 02.08.2022



LIGA AIR

LICHTTEAM AG
Stationsstrasse 89
CH-6023 Rothenburg
SWITZERLAND

+41 41 280 57 57
mail@ligaair.ch
www.ligaair.ch

